



UCAR CENTER FOR
SCIENCE EDUCATION

SKY SLEUTHS: INSIDE WEATHER DATA
VISUAL SCHEDULE



WELCOME TO NCAR

SCHOOL VISIT RULES

- I will use my inside talking voice.
- I will walk slowly.
- I will stay with my group.
- I will go to the front desk if I get separated from my group.
- I will raise my hand to ask and answer questions.
- I will follow my guide's instructions.
- I will ask an adult if I need help.

ARRIVING

ACTIVITY


DONE!

Prepare for the day by sitting in the lobby.

My guide will share important information for our visit and may divide us into 2 groups.



Walk quietly down the hallway to the Classroom...



...or explore Exhibits with my guide



CLASSROOM ACTIVITY

ACTIVITY

DONE!

Find a chair at the table and wait for instructions from my guide.



Watch a video: What is a meteorologist?



Discuss how meteorologists use weather models.

I can raise my hand to ask and answer questions.



CLASSROOM ACTIVITY

ACTIVITY

DONE!

Learn about instruments meteorologists use to observe the weather.



Observe Weather Activity.

These are weather instruments and a worksheet. My guide will tell me how to use the instruments safely and how to record data in the worksheet.



Sky Sleuths
Observation Activity Sheet

Use your handheld weather instrument to take the following measurements, and record them on this sheet.

Names _____
Location _____
Date _____
Time _____

	Air Temperature	Wind Speed	Humidity
By the Building			
Under a Tree			
In an Open Field			

UCAR CENTER FOR SCIENCE EDUCATION
© 2010 UCAR Center for Science Education



Collect weather data outside.

I will work in a group to collect weather data. My group will record what we observe on the worksheet. I will take turns collecting data and recording information.



CLASSROOM ACTIVITY

ACTIVITY

DONE!

Return to the classroom.



Graph and discuss weather data.



EXHIBITS TOUR

ACTIVITY

DONE!

Explore exhibits with our guide.

The exhibit rooms are big with a lot to see. I will explore quietly and stay with my group.



I might see some of these exhibits with our guide or on my own:


NCAR Model

Look at a model of the building we are inside.



COSMIC-2 Model

Look at a model of a satellite.




EXHIBITS TOUR

ACTIVITY

DONE!

Predicting Weather

How weather forecasts are made.



Anemometers

How weather instruments work.



Sea of Clouds

I can touch a cloud! It might feel cold or warm.



LUNCH

ACTIVITY

DONE!

Eat lunch in the cafeteria...



...or outside in the tree plaza.



Explore the exhibits and/or outdoor hiking trails if there is time before my group leaves.

